



KINGSWOOD

EDU-CATER LIMITED

HOW TO REGISTER AN ACCOUNT

The screenshot displays the website's header with contact information (01536 201203, enquiries@kingswoodcatering.co.uk) and navigation links (REGISTER, LOGIN). The main content area features a promotional banner for children's meals and a sidebar with login and registration options. A black arrow points to the 'REGISTER' button in the sidebar.

KINGSWOOD
EDU-CATER LIMITED

About Meals & Menus Join Free School Meals Downloads

Ensure that your children get fresh food every day

You know your child best; you have the choice of different meals that they'll love. Plus, you have peace of mind that you've chosen them fuel to perform at their best throughout the day.

MORE ABOUT US

Login

Login below and select your meals for next week.

Email Address Password

LOGIN Forgotten password?

Set up an account

Register yourself and then your child or children for school dinners.

REGISTER

Go to www.kingswoodcatering.co.uk and click on Register

HOW TO REGISTER AN ACCOUNT

Fill out your details and add your child to create an account. If you encounter any problems please telephone **01536 201203**. Our office is open 8.30 a.m. to 4.30 p.m. term time.

We will only use these details if we need to contact you about your child's school meals.

Fill out Your Details, making sure to complete any areas that have a * next to them.

Your Details

Email Address *

Password *

Confirm Password *

Parent's First Name *

Parent's Last Name *

Home Telephone (Area Code)

Home Telephone (Number)

Work Telephone

Mobile Phone *

Address Line 1 *

Address Line 2

Town *

County *

Postcode *

I would like to opt in to receive marketing communications from Kingwood Catering via:

Telephone

Email

I'm not a robot

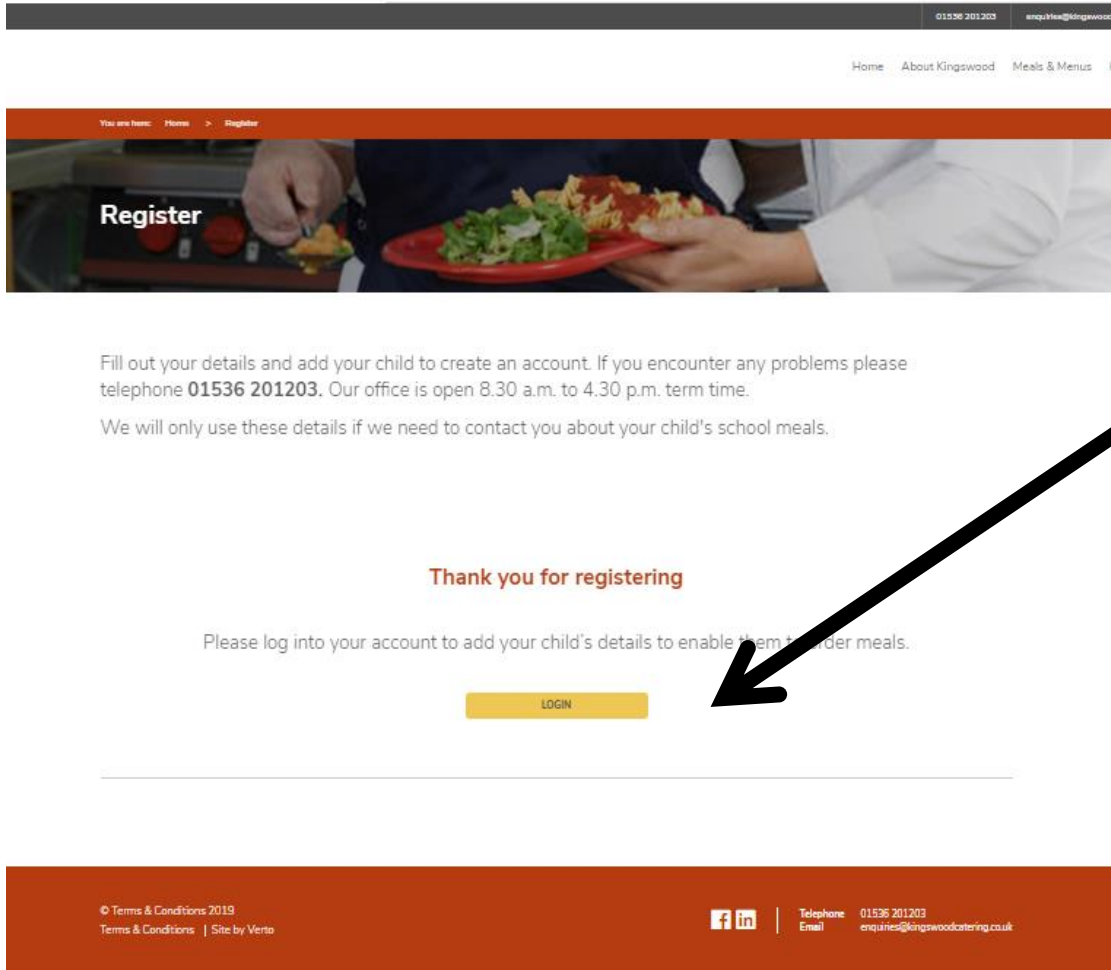
REGISTER

Click on I'm not a robot and follow the instructions.

Once Filled In, Click Register.



HOW TO REGISTER AN ACCOUNT



Once you click on Register you will see this screen.

Click on Login

HOW TO REGISTER AN ACCOUNT

01536 201203 enquiry@kingswoodcatering

Home About Kingswood Meals & Menus How to

You are here: Home > Login

Login

Email Address * Password *

Forgot password? Click here to reset your password

LOGIN

Set Up An Account Don't have an account? Register here to start setting up your Kingswood account. REGISTER

Enter your email address and password that you registered with on 'Your Details' page.

Click on Login

HOW TO REGISTER AN ACCOUNT

The screenshot shows the website's header with the Kingswood logo, contact information (01536 201203, enquiries@kingswoodcatering.co.uk), and navigation links (ACCOUNT, LOGOUT). Below the header is a breadcrumb trail: "You are here: Home > Account". The main content area has a dark red background with the word "Account" in white. Below this, a white section contains a welcome message "Welcome back John!" and a "MANAGE ACCOUNT" button. The next section is titled "Manage Children's Accounts" and includes a sub-header "Manage Children's Accounts" and a sub-text "Welcome to your account homepage." Below this is a button with a plus sign and the text "Add Child". A large black arrow points to this button. At the bottom, there is a "Get in Touch" section with contact information.

01536 201203 enquiries@kingswoodcatering.co.uk ACCOUNT LOGOUT

KINGSWOOD
EDU-CATER LIMITED

Home About Kingswood Meals & Menus How to Join How to Get Free School Meals Downloads

You are here: Home > Account

Account

Welcome back John! [MANAGE ACCOUNT](#)

Manage Children's Accounts

Welcome to your account homepage.

[+](#) Add Child

[Get in Touch](#) For more information, please call us on 01536 201203 or send us a message below.

This takes you into your Parent account, where you can add your child/ren.

Click on Add Child.

HOW TO REGISTER AN ACCOUNT

Add Child


Please fill in the details below for your child.

Child Details

Child's First Name *

Child's Last Name *

Child's Photo

 UPLOAD PHOTO

School *

- Select a School-

Year Group *

- Select a School-

Class *

- Select a School-

* Required

My child has allergies and will require adjusted menu choices.
If yes, a kingwood representative will contact you to discuss further prior to ordering meals.

No Yes

My child is eligible for free school meals, and is in year 3 or above.
If yes, a kingwood representative will contact you to confirm prior to ordering meals.

No Yes

This takes you to a form to fill in to register your child. You will need to do this for each child you have at the school or schools we cater for.

Fill in their name and use the drop down boxes to chose the school, year group and class.

You can also click yes here if your child has a food allergy or is entitled to premium free meals.

Once completed click on 'Add Child'

HOW TO REGISTER AN ACCOUNT

Add Child

Please fill in the details below for your child.

Thank you for adding your child's details.


We have been notified of this request and will process approval shortly.

Once approved, meal selections will become active for this child and you can proceed with ordering.

[BACK TO ACCOUNT](#)

Once a child is added, you will see this message.

Click on 'Back to Account'.



Get in Touch

For more information, please call us on 01526 201209 or send us a message below.

First Name *	Surname *	Message *
<input type="text" value="John"/>	<input type="text" value="Smith"/>	<input type="text"/>
Child *		
<input type="text" value="N/A - General Enquiry"/>		
Telephone Number	Email Address *	
<input type="text"/>	<input type="text" value="johnsmith@kingswoodcatering.co.uk"/>	
<input type="checkbox"/> I would like to opt in to receive marketing communications via:		<small>* Required Field</small>
<input type="checkbox"/> Telephone <input type="checkbox"/> Email		

[SUBMIT ENQUIRY](#)

HOW TO REGISTER AN ACCOUNT

The screenshot displays the 'Account' page. At the top, a dark red banner contains the word 'Account' in white. Below this, the page is divided into several sections. The first section, 'Welcome back John!', features a 'MANAGE ACCOUNT' button. The second section, 'Manage Children's Accounts', includes a welcome message and a user profile for 'Jane Smith' with a 'Test' email address. A '+ Add Child' button is also present. The third section, 'Get in Touch', contains a contact form with fields for 'First Name *', 'Surname *', 'Child *', 'Telephone Number', and 'Email Address *'. A 'Message *' text area is also provided. At the bottom of the form, there are checkboxes for 'Telephone' and 'Email' and a 'SUBMIT ENQUIRY' button.

This is the Account Page that you will see when you log in and have added your child.

You can go on and add any more children in the same way you added the first child.

Once all children are added you will be able to click on your child's name and start ordering.